

Concrete

BRIGHTON

New Release

2024-2025



Introducing our latest line



Welcome to our latest innovation in outdoor lighting – an exceptional new line crafted from the finest concrete, offering unparalleled durability and contemporary style!

Sustainable

In response to the growing demand for eco-friendly solutions, we are pleased to introduce our innovative new concrete outdoor lighting range, designed to not only illuminate outdoor spaces but also promote environmentally responsible design as part of our commitment to embracing sustainable architecture principles.

Robust

A die-cast EN AB-47100 aluminium housing with a low copper content and excellent corrosion resistance is covered in handcrafted concrete, to which IK10-grade synthetic fibres with great mechanical strength have been added.

Architectural

The concrete range features a unique manufacturing process that incorporates handcrafted techniques. this approach allows for a distinct character and aesthetic for each luminaire, which may include subtle imperfections, natural variations in the concrete surface, and minor cracks. these characteristics are a result of the artisanal craftsmanship and sustainable materials used in the manufacturing process.

Coastal

Engineered to thrive in the most challenging coastal environments, this product boasts a sustainable design that excels in high-humidity conditions. Its anti-corrosion coating features molybdenum alloys, which significantly boost rust resistance, while its soft-touch finish on the outer fixture ensures a smooth and durable surface.

Pages
4-41

Bollards

Pages
42-73



Wall
Mount

Pages
74-76

Flood

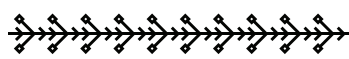


Pages
77-80


Ceiling
Surface
Mount



Our Range



Available Textures



Our concrete series comes with customizable textures, that could match different types of facade cladding or finishes.




01



02




03



04



05



Bollards

Hera

Introducing the Hera range, a stunning fusion of sleek stainless steel and concrete. This harmonious combination yields a distinctive and captivating visual identity for your outdoor space, elevating its ambiance and sophistication. Choose between our acrylic wavy cover or textured cover to tailor the lighting effect to your unique style. Both options deliver warm, diffused illumination, ensuring a cosy and inviting atmosphere that's sure to delight.

Built to withstand any weather condition, our garden light boasts an IP65 waterproof rating, guaranteeing its durability and reliability in any outdoor environment. Whether you're dealing with rain, moisture, or dusty conditions, this light is designed to thrive, allowing you to bask in its warm glow throughout the year.

Enhance your outdoor courtyard with our concrete line, where style and functionality converge. With IP68 waterproof connectors, you can rest assured that the electrical connections are secure and reliable, even in wet environments. This means you can enjoy the peace of mind that comes with knowing your wiring connections are well protected from water ingress. Its sleek stainless-steel frame, range of covers, and robust waterproof features make it a stylish and practical choice for illuminating your outdoor space.



Bollards



Hera

220-240V 50/60Hz LED 5W
130x120x500mm
CRI>80 2700K 436lm
Material: Concrete/Stainless steel



Bollards

Zeus


The concrete outdoor bollard light is designed to provide a unique combination of aesthetics and functionality. The light fixture features an LED module encased in die-cast aluminium with an aluminium reflector for optimal lighting performance.

The design incorporates the appearance of concrete and transparent glass, resulting in a visually appealing design. The light is available in two sizes of concrete pillars, offering flexibility in choosing the right option for your outdoor space. Additionally, the design is optimised to minimise glare and is equipped with an IP65 waterproof rating, ensuring reliable and durable performance in outdoor environments.



Bollards

Zeus I



Bollards




Zeus I S

220-240V 50/60Hz LED 20W
 Φ192x565mm
 CRI>80 3000K
 Material: Concrete/Aluminium




Zeus I T

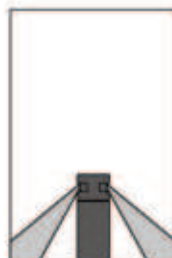
220-240V 50/60Hz LED 20W
 Φ192x1015mm
 CRI>80 3000K
 Material: Concrete/Aluminium



Zeus II & III



Bollards



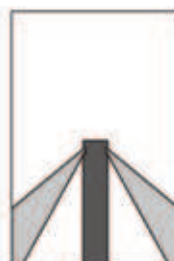
Zeus II M

220-240V 50/60Hz LED 20W

Φ192x534mm

CRI>80 3000K

Material:Concrete/Aluminium



Zeus II L

220-240V 50/60Hz LED 20W

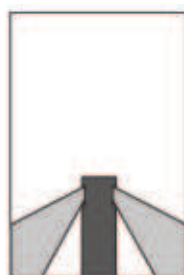
Φ192x984mm

CRI>80 3000K

Material:Concrete/Aluminium

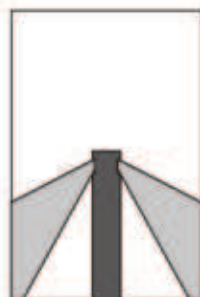


Bollards



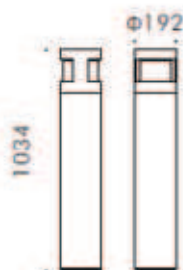
Zeus III S

220-240V 50/60Hz LED 20W
 $\Phi 192 \times 584 \text{ mm}$
 CRI>80 3000K
 Material: Concrete/Aluminium




Zeus III T

220-240V 50/60Hz LED 20W
 $\Phi 192 \times 1034 \text{ mm}$
 CRI>80 3000K
 Material: Concrete/Aluminium



Zeus IV & V

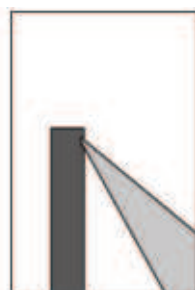


Bollards



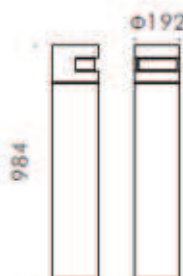

Zeus IV S

220-240V 50/60Hz LED 20W
 $\Phi 192 \times 534$ mm
 CRI>80 3000K
 Material:Concrete/Aluminium



Zeus IV T

220-240V 50/60Hz LED 20W
 $\Phi 192 \times 984$ mm
 CRI>80 3000K
 Material:Concrete/Aluminium

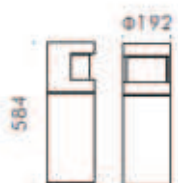



Bollards



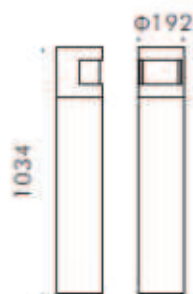
Zeus V S

220-240V 50/60Hz LED 20W
 $\phi 192 \times 584 \text{ mm}$
 CRI>80 3000K Lumileds
 Material: Concrete/Aluminium



Zeus V T

220-240V 50/60Hz LED 20W
 $\phi 192 \times 1034 \text{ mm}$
 CRI>80 3000K Lumileds
 Material: Concrete/Aluminium



Bollards

Poseidon

The Poseidon concrete bollard features a die-cast aluminium reflector encasing an LED module. The head design of this fixture showcases a layered concrete formation, providing a distinctive visual appearance.

The series offers two sizes of concrete pillars, allowing for flexibility in choosing the right option for your outdoor space. Designed to minimise glare, the light also features an IP65 waterproof rating, ensuring reliable performance and durability in harsh weather conditions.



Bollards

Poseidon

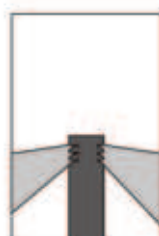


Concrete

BRIGHTON

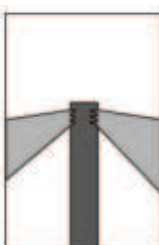
15-16

Bollards



Poseidon S

220-240V 50/60Hz LED 20W
 $\phi 192 \times 590 \text{ mm}$
 CRI > 80 3000K
 Material: Concrete/Aluminium



Poseidon T

220-240V 50/60Hz LED 20W
 $\phi 192 \times 1040 \text{ mm}$
 CRI > 80 3000K
 Material: Concrete/Aluminium



Bollards

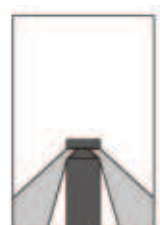
Apollo I & II



Concrete

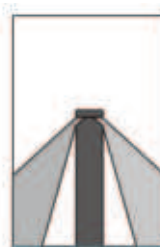
BRIGHTON

Bollards



Apollo I S

220-240V 50/60Hz LED 20W
 $\phi 192 \times 540 \text{mm}$
 CRI>80 3000K
 Material: Concrete/Aluminium

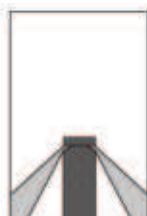


Apollo I T

220-240V 50/60Hz LED 20W
 $\phi 192 \times 990 \text{mm}$
 CRI>80 3000K
 Material: Concrete/Aluminium




Bollards





Apollo II S

220-240V 50/60Hz LED 20W
 $\phi 192 \times 510$ mm
 CRI>80 3000K
 Material: Concrete/Aluminium



Apollo II T

220-240V 50/60Hz LED 20W
 $\phi 192 \times 960$ mm
 CRI>80 3000K
 Material: Concrete/Aluminium



Bollards

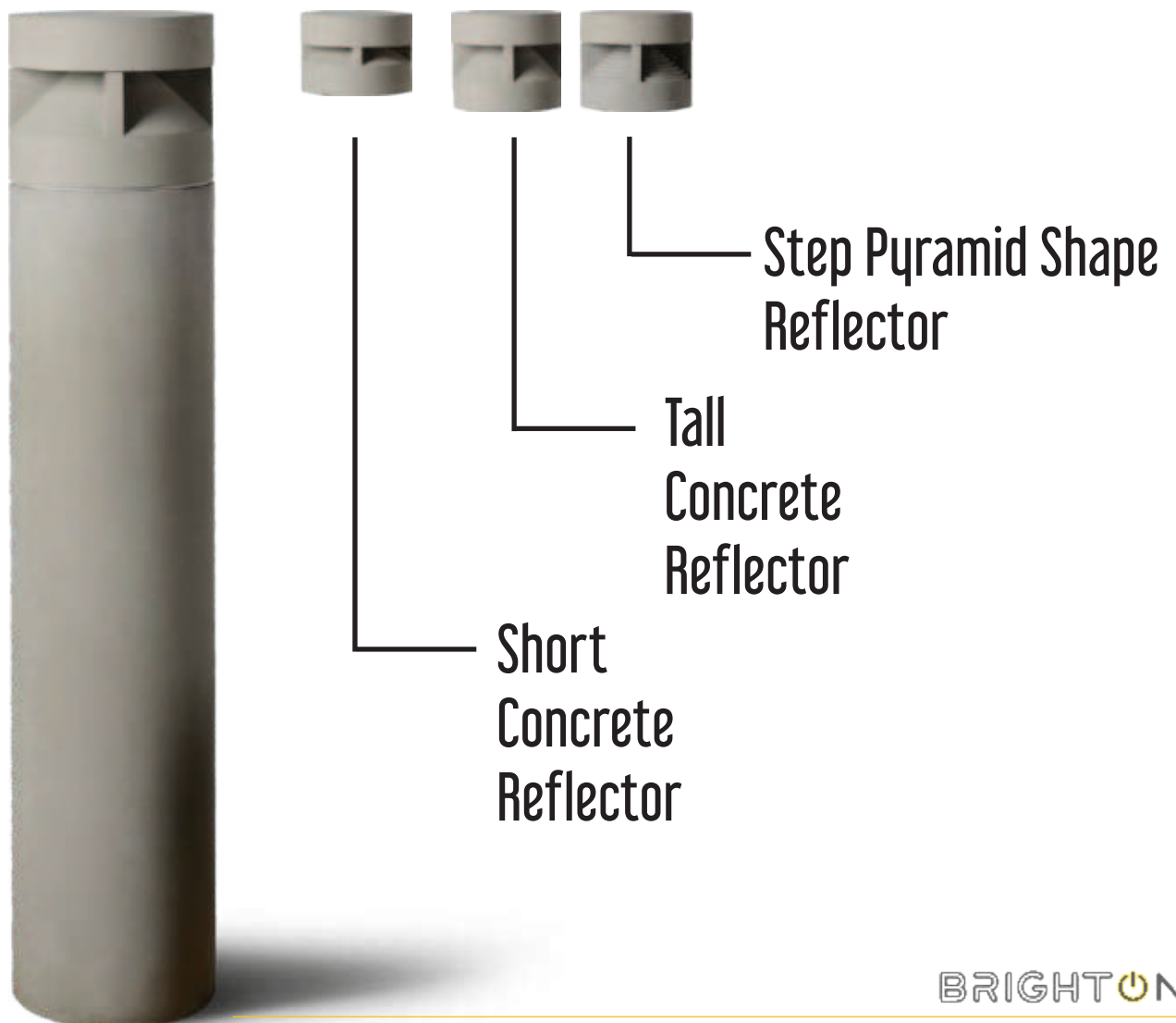
Helen I, II, III

The Helen concrete outdoor bollard luminaire is a reliable and efficient lighting solution for all your outdoor lighting requirements. The LED module provides excellent brightness and energy efficiency, while the die-cast aluminium reflector enhances light focusing and projection. The series offers two sizes of concrete pillars, allowing for flexibility in choosing the right option for your specific setting.

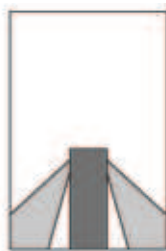
Additionally, the ability to combine multiple head designs enables customisation to meet your unique needs. With an IP65 waterproof rating, this luminaire provides long-lasting and reliable outdoor lighting solutions, even in harsh weather conditions. The Helen bollard light delivers high-quality illumination and adds a touch of style to your outdoor space, making it an ideal choice for yards, gardens, and other outdoor areas.



Helen I, II, III



Bollards




Helen I S

220-240V 50/60Hz LED 20W

Φ192x540mm

CRI>80 3000K

Material:Concrete/Aluminium




Helen I T

220-240V 50/60Hz LED 20W

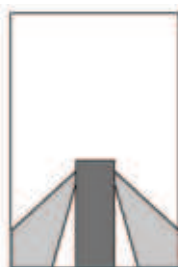
Φ192x990mm

CRI>80 3000K

Material:Concrete/Aluminium

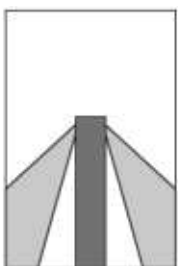
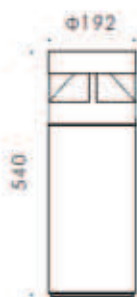


Bollards



Helen II S

220-240V 50/60Hz LED 20W
 $\phi 192 \times 540 \text{ mm}$
 CRI>80 3000K
 Material: Concrete/Aluminium

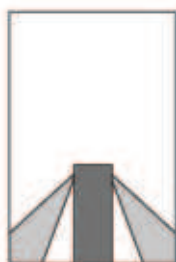


Helen II T

220-240V 50/60Hz LED 20W
 $\phi 192 \times 990 \text{ mm}$
 CRI>80 3000K
 Material: Concrete/Aluminium



Bollards



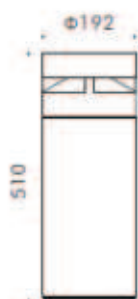
Helen III S

220-240V 50/60Hz LED 20W

Φ192x510mm

CRI>80 3000K

Material: Concrete/Aluminium



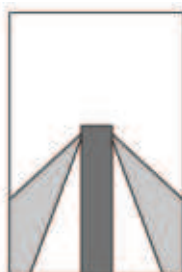

Helen III T

220-240V 50/60Hz LED 20W

Φ192x960mm

CRI>80 3000K

Material: Concrete/Aluminium




Bollards

Iris

Introducing the Iris concrete outdoor bollard, a versatile and efficient lighting solution. Iris features an LED module encased in die-cast aluminium and aluminium reflectors, providing a high-quality lighting experience.

The series offers two sizes of concrete pillars, allowing for flexibility in choosing the right option for your specific needs. The modular design enables easy mixing and matching of various head styles from the collection, providing a tailored solution for your outdoor space.

Additionally, Iris is designed to minimise glare and features an IP65 waterproof rating, ensuring reliable performance in harsh weather conditions. With its durable construction and adaptable design, the Iris is an ideal choice for outdoor spaces requiring a reliable and efficient lighting solution.



Bollards

Iris

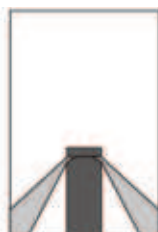


Concrete

BRIGHTON

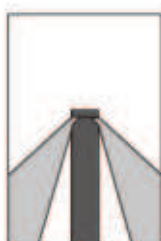

26 - 27

Bollards




Iris I S

220-240V 50/60Hz LED 20W
 $\phi 192 \times 510 \text{ mm}$
 CRI > 80 3000K
 Material: Concrete/Aluminium

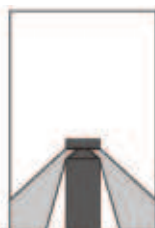


Iris I T

220-240V 50/60Hz LED 20W
 $\phi 192 \times 990 \text{ mm}$
 CRI > 80 3000K
 Material: Concrete/Aluminium

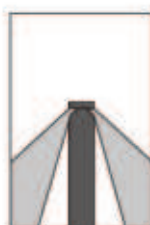


Bollards



Iris II S

220-240V 50/60Hz LED 20W
 $\phi 192 \times 540 \text{ mm}$
 CRI > 80 3000K
 Material: Concrete/Aluminium



Iris II T

220-240V 50/60Hz LED 20W
 $\phi 192 \times 990 \text{ mm}$
 CRI > 80 3000K
 Material: Concrete/Aluminium



Bollards

Artemis

Artemis is a premium concrete bollard featuring a die-cast aluminium LED module. This versatile lighting solution is available in three size options, allowing you to select the perfect fit for your specific needs. Designed with anti-glare features,

Artemis provides optimal lighting performance, ensuring comfortable and pleasant illumination for your outdoor space. With its IP65 waterproof rating, this light is capable of withstanding harsh weather conditions, including rain and dust. To ensure reliable and secure electrical connections,

Artemis is equipped with IP68 waterproof connectors, providing a safe and durable wiring connection even in challenging weather conditions. Whether you're looking for a lighting solution for your yard, garden, or other outdoor area, Artemis is an ideal choice for its durability, versatility, and high-quality performance.



Bollards

Artemis

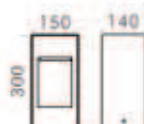


Concrete

BRIGHTON


30 - 31

Bollards



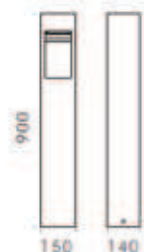
Artemis S

220-240V 50/60Hz LED 9.6W
140x150x300mm
CRI>80 3000K 760lm
Material:Concrete




Artemis M

220-240V 50/60Hz LED 9.6W
140x150x500mm
CRI>80 3000K 760lm
Material:Concrete



Alberto T

220-240V 50/60Hz LED 9.6W
150x140x900mm
CRI>80 3000K 760lm
Material:Concrete



Concrete

BRIGHTON

Bollards

Aphrodite

Introducing Aphrodite, a premium concrete bollard featuring a die-cast aluminium LED module. This versatile lighting solution is available in three size options, allowing you to select the perfect fit for your specific needs. Designed with anti-glare features,

With its IP65 waterproof rating, this light is engineered to withstand exposure to water and dust, making it an ideal choice for outdoor environments where weather conditions can be challenging.

Aphrodite is also equipped with IP68 waterproof connectors, ensuring a safe and durable wiring connection, even in extreme weather conditions. Whether you're looking for a lighting solution for your yard, garden, or other outdoor area, Aphrodite is an excellent choice for its durability, versatility, and high-quality performance.

Transform your outdoor garden with our elegant concrete light, featuring a range of size options, advanced anti-glare technology, and exceptional waterproofing capabilities. This dependable lighting solution effortlessly creates a warm and inviting ambiance, perfect for extending your outdoor living space into the evening.



Bollards

Aphrodite

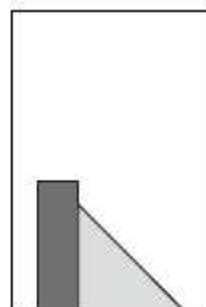


Concrete

BRIGHTON

33 -34

Bollards



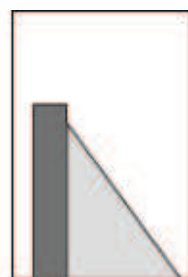
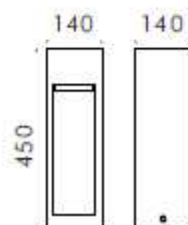
Aphrodite S

220-240V 50/60Hz LED 9.6W

140x140x450mm

CRI>80 3000K 760lm

Material: Concrete



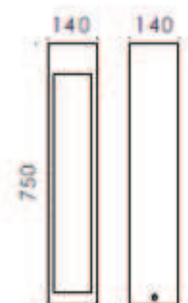

Aphrodite T

220-240V 50/60Hz LED 9.6W

140x140x750mm

CRI>80 3000K 760lm

Material: Concrete



Bollards

Hermes

Introducing Hermes, the inclined bollard featuring a die-cast aluminium LED module powered by Lumileds' high-quality light source. Paired with an LEDIL polarising lens, Hermes delivers exceptional illumination, providing superior lighting performance that enhances visibility and creates a warm ambiance.

With safety at the forefront, Hermes features grounding protection, ensuring additional security against electrical hazards. Designed to meet IP65 waterproof standards, this light is resistant to water and dust, making it perfect for outdoor environments.

The LEDIL polarising lens ensures secure and dependable wiring connections, even in challenging weather conditions. With its durable construction and advanced lighting technology, Hermes offers a reliable and visually appealing lighting solution for your outdoor space.

With Hermes, you can create a beautiful and functional atmosphere that complements your any exterior design.



Bollards

Hermes



Concrete

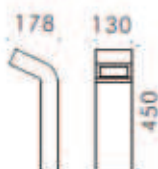
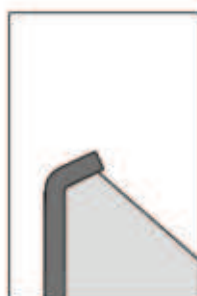
BRIGHTON

33 -34

Bollards

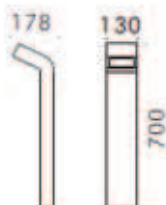
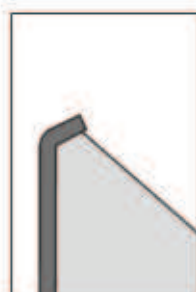
Hermes S

220-240V 50/60Hz LED 9.6W
130x178x450mm
CRI>80 3000K 846.5lm
Material:Concrete



Hermes M

220-240V 50/60Hz LED 9.6W
130x178x700mm
CRI>80 3000K 846.5lm
Material:Concrete



Bollards Athena

Athena, the elegant athermal concrete garden light, features a die-cast aluminium LED module powered by Lumileds' high-quality light source. Paired with an LEDIL polarising lens,

Athena delivers exceptional illumination, boasting a focused and extended beam that reaches up to 10 meters. This results in a maximum illumination range of 6 to 10 metres, providing superior lighting performance that enhances visibility and ambiance.

With safety at the forefront, Athena features grounding protection, ensuring safety against electrical hazards. Designed to meet IP65 waterproof standards, this light is resistant to water and dust, making it perfect for outdoor environments.

To ensure reliable electrical connections in wet environments, Athena's IP68 waterproof connectors provide secure and dependable wiring connections, even in challenging weather conditions.

With Athena's impressive lighting performance, you can create a welcoming atmosphere that enhances your outdoor space and invites relaxation and enjoyment.



Bollards

Athena



Concrete

BRIGHTON

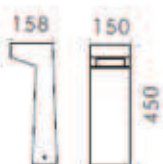
36 - 37

Bollards



Athena S

220-240V 50/60Hz LED 9.6W
158x150x450mm
CRI>80 3000K 858.2lm
Material:Concrete



Athena T

220-240V 50/60Hz LED 9.6W
150x158x700mm
CRI>80 3000K 858.2lm
Material:Concrete



Bollards

Athena II

Athena II Bollard, similar to the Athena family, features dual-sided illumination for unparalleled visibility. This stunning light is crafted with a die-cast aluminium LED module, powered by Lumileds' high-quality light source, and paired with an LEDIL polarising lens.

Athena II Bollard features grounding protection, providing additional security against electrical hazards. Designed to meet IP65 waterproof standards, it is resistant to water and dust, making it perfect for outdoor environments.

To ensure reliable electrical connections in challenging weather conditions, Athena II Bollard's IP68 waterproof connectors provide secure and dependable wiring connections.

Experience the warmth and ambiance of your outdoor space with Athena II Bollard's exceptional lighting. This radiant light source creates a inviting atmosphere, perfect for relaxation, entertainment, and everyday enjoyment.



Bollards

Athena II



Concrete

BRIGHTON

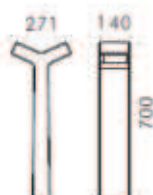
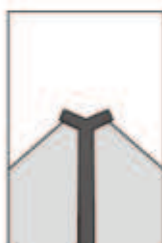
39 - 40

Bollards



Athena II S

220-240V 50/60Hz 2xLED 9.6W
271x140x450mm
CRI>80 3000K 1630lm
Material:Concrete



Athena II T

220-240V 50/60Hz 2xLED 9.6W
271x140x700mm
CRI>80 3000K 1630lm
Material:Concrete



Wall Mount

Doris, Helios, Eos

Meet our innovative concrete outdoor step and corner lights, featuring a die-cast aluminium LED module. With two shapes to choose from—square and round—you'll have six contemporary options to elevate your outdoor space.

Designed for versatility, these lights can be seamlessly embedded into the ground or mounted as standalone fixtures, making them perfect for illuminating outdoor stairs and corners.

With their IP65 waterproof rating, they're built to withstand harsh weather conditions and ensure long-lasting performance.


Made with ease of installation in mind, thanks to their compatibility with standard 86 junction boxes, they allow for seamless integration into existing electrical systems. Whether embedded or mounted on walls and corners, our lights provide a sleek and polished look that enhances the overall aesthetic of your outdoor space.

Elevate the safety and aesthetics of your outdoor steps and corners with our concrete step lights. With their durable construction, stylish design options, and reliable waterproof performance, they're an ideal choice for both residential and commercial outdoor lighting applications.

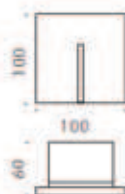


Wall Mount

Doris, Helios, Eos



Wall Mount



Doris Square

220-240V 50/60Hz LED 2W
100x100x60mm
CRI>80 3000K 9.2lm
Material:Concrete/Aluminium



Helios Square

220-240V 50/60Hz LED 2W
100x100x60mm
CRI>80 3000K 57lm
Material:Concrete/Aluminium




Eos Square

220-240V 50/60Hz LED 2W
100x100x60mm
CRI>80 3000K 22lm
Material:Concrete/Aluminium

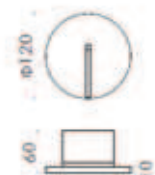



Wall Mount



Doris Round

220-240V 50/60Hz LED 2W
 $\phi 120 \times 60 \text{mm}$
 CRI>80 3000K 9.2lm
 Material: Concrete/Aluminium




Helios Round

220-240V 50/60Hz LED 2W
 $\phi 120 \times 60 \text{mm}$
 CRI>80 3000K 57lm
 Material: Concrete/Aluminium



Eos Round

220-240V 50/60Hz LED 2W
 $\phi 120 \times 60 \text{mm}$
 CRI>80 3000K 22lm
 Material: Concrete/Aluminium



Wall Mount Gaea

Introducing the Gaea outdoor wall light, featuring a cutting-edge Philips COB LED. The LED module, housed in durable die-cast aluminium, is protected by a high-quality PC glare shield.

This innovative design allows you to adjust the beam angle to suit your specific lighting needs, unlocking a range of creative possibilities.

The Gaea wall light is built to withstand the elements and deliver long-lasting performance with its IP65 waterproof rating. Whether you're illuminating pathways, accentuating architectural features, or simply adding ambiance to your outdoor space, this versatile light fixture has you covered.



Wall Mount

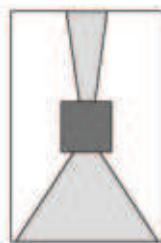
Gaea



Concrete

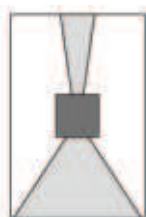
BRIGHTON

Wall Mount



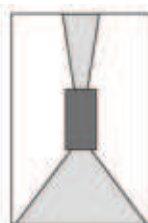
Gaea S

220-240V 50/60Hz LED 10.2W
120x120x120mm
CRI>80 3000K 828lm
Material:Concrete/Aluminium



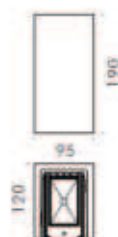
Gaea M

220-240V 50/60Hz LED 10.2W
140x140x140mm
CRI>80 3000K 828lm
Material:Concrete/Aluminium



Gaea T

220-240V 50/60Hz LED 10.2W
95x120x190mm
CRI>80 3000K 679lm
Material:Concrete/Aluminium



Wall Mount Aura

Introducing the Aura Concrete Wall, a cutting-edge outdoor lighting solution that combines a die-cast aluminium LED module with the advanced Philips COB LED.

The sleek design features a reflector that amplifies the light output, providing brighter and more focused illumination.

Choose from two adjustable beam angles—15° and 24°—to tailor the lighting effect to your specific needs. Whether you're highlighting architectural features, creating ambiance, or simply illuminating walkways, the Aura Wall light offers unparalleled versatility.

With its IP65 waterproof rating, this durable light fixture is designed to withstand the elements and deliver reliable performance in outdoor environments, even in areas with heavy exposure to water and moisture.



Wall Mount


Aura



Concrete

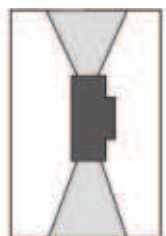
BRIGHTON

Wall Mount



Aura Round DL

220-240V 50/60Hz LED 6W
 $\Phi 90 \times 113 \times 213 \text{ mm}$
 CRI > 80 3000k 610 lm
 Material: Concrete/Aluminium



Aura Round U&D

220-240V 50/60Hz LED 12W
 $\Phi 90 \times 113 \times 260 \text{ mm}$
 CRI > 80 3000K 951 lm
 Material: Concrete/Aluminium

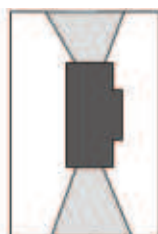


Wall Mount



Aura Square DL

220-240V 50/60Hz LED 6W
90x107x213mm
CRI>80 3000K 610 lm
Material:Concrete/Aluminium



Aura Square U&D

220-240V 50/60Hz LED 12W
90x107x260mm
CRI>80 3000K 908.25 lm
Material:Concrete/Aluminium



Wall Mount Nilus

Elevate your outdoor space with our Nilus concrete wall light, a harmonious blend of form and function. This innovative design combines a robust die-cast aluminium LED module with two adaptable lighting options, catering to your specific needs.

In single-directional mode, the light shines brightly with precision, while in bi-directional mode, it spreads a warm glow across the surrounding area. The reliable Philips COB LED ensures exceptional brightness and efficiency, providing a long-lasting performance.


Built to withstand harsh weather conditions, the Nilus wall light boasts a rugged construction and an IP65 waterproof rating, making it unaffected by rain, snow, and other harsh weather conditions.

Designed to transform your outdoor space into a warm and inviting oasis, this sleek and modern concrete wall light adds a touch of sophistication. Its durable build makes it suitable for a wide range of outdoor applications, from illuminating pathways to accentuating architectural features or creating a cosy ambiance on your patio.



Wall Mount

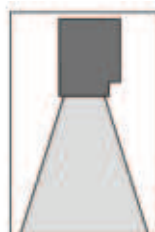
Nilus



Concrete

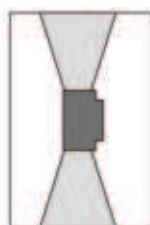

BRIGHTON

Wall Mount




Nilus Round DL

220-240V 50/60Hz LED 5.3W
110xΦ135x170mm
CRI>80 3000K 580lm
Material:Concrete/Aluminium

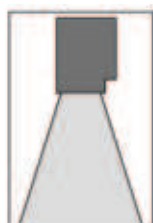


Nilus Round U&D

220-240V 50/60Hz LED 10.2W
110xΦ135x200mm
CRI>80 3000K 721lm
Material:Concrete/Aluminium

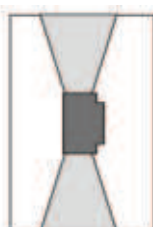



Wall Mount



Nilus Square DL

220-240V 50/60Hz LED 5.3W
110x135x170mm
CRI>80 3000K 585lm
Material:Concrete/Aluminium



Nilus Square U&D

220-240V 50/60Hz LED 10.2W
110x135x200mm
CRI>80 3000K 725lm
Material:Concrete/Aluminium



Wall Mount

Atlas, Thea, Rhea, Phoebe

Atlas, Thea, Rhea and Phoebe are the most artistic wall mounts in our range. Their unique concrete aesthetic adds a touch of modern elegance to any outdoor space. featuring a high-quality die-cast aluminium LED module and a reliable Philips COB LED.

With an IP65 waterproof rating, these wall lights are a great choice for outdoor lighting applications, ensuring their safe and reliable operation. Their unique concrete aesthetic adds a touch of modern elegance to any outdoor space.

Their robust die-cast aluminium housing guarantees durability and excellent resistance to oxidation.


Whether in a courtyard, garden, or patio, these wall lights create a warm and comfortable lighting ambiance.

They are also easy to install and offer adjustable beam angles to provide a more personalised lighting effect based on your preferences.



Wall Mount

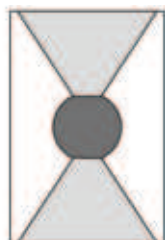
Atlas, Thea Rhea, Phoebe



Concrete

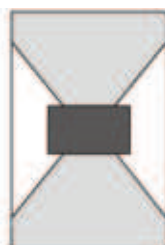
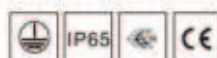
BRIGHTON

Wall Mount




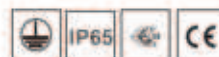
Atlas

220-240V 50/60Hz LED 10.2W
160x137x142mm
CRI>80 3000K 696lm
Material:Concrete/Aluminium

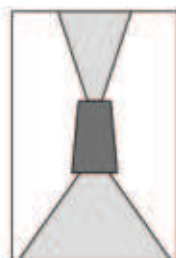


Thea

220-240V 50/60Hz LED 9.6W
190x110x142mm
CRI>80 3000K 858lm
Material:Concrete/Aluminium

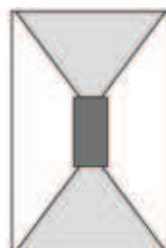


Wall Mount




Rhea

220-240V 50/60Hz LED 10.2W
120x130x190mm
CRI>80 3000K 742.07lm
Material:Concrete/Aluminium



Phoebe

220-240V 50/60Hz LED 10.2W
95x136x190mm
CRI>80 3000K 740lm
Material:Concrete/Aluminium




Wall Mount Selene

Introducing the Selene, a stunning wall light that exudes a lunar elegance. Crafted with die-cast aluminium, the sleek LED module is designed to provide a warm and inviting glow. Available in two sizes, you can choose and stack them together to create a unique combination that suits your style.


With an IP65 waterproof rating, it's perfect for outdoor environments, whether it's a courtyard, garden, or patio. You can rely on its dependable lighting to guide you through the night or add a touch of charm to your outdoor space.

The design of Selene strikes the perfect balance between form and function. Its sturdy construction and expertly engineered LED module ensure long-lasting durability and efficient lighting.



Wall Mount

Selene




Concrete

BRIGHTON


61 -62

Wall Mount



Selene S

220-240V 50/60Hz LED 5.3W
 $\Phi 200 \times 70$ mm
 CRI>80 3000K 800lm
 Material: Concrete/Aluminium



Selene L

220-240V 50/60Hz LED 10.2W
 $\Phi 285 \times 95$ mm
 CRI>80 3000K 1400lm
 Material: Concrete/Aluminium
 Colour: 04/12/13/18



Wall Mount

Cronus, Pallas, Perses

Meet Cronus, Pallas, and Perses, a trio of concrete wall lights that combine durability and design. Powered by LumiLeds, they cast a broad glow, illuminating your outdoor space with ease.

With an IP65 waterproof rating, they're built to withstand the elements, along with IP68 waterproof connectors to ensure secure connections in wet environments. Elevate your outdoor space with their powerful illumination and reliable performance.

They can be used to illuminate pathways, highlight architectural features, or create a welcoming atmosphere.



Wall Mount

Cronus, Pallas, Perses



Concrete

BRIGHTON

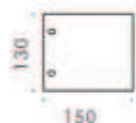
64 - 65

Wall Mount



Cronus

220-240V 50/60Hz LED 9.6W
85x130x150mm
CRI>80 3000K 858lm
Material:Concrete/Aluminium



Pallas

220-240V 50/60Hz LED 9.6W
130x165x150mm
CRI>80 3000K 879lm
Material:Concrete/Aluminium



Perses

220-240V 50/60Hz LED 9.6W
65x130x150mm
CRI>80 3000K 922.15lm
Material:Concrete/Aluminium



Wall Mount Maia, Electra


Maia & Electra's wall light offers 355° adjustable rotation, directing light precisely where you might need it. Their robust construction and an IP65 waterproof rating ensure reliable outdoor lighting in all conditions.

Elevate your outdoor space with this concrete wall light's unique blend of aesthetics and function. Perfect for pathways, architectural features, or patio ambiance. Transform your outdoor nights into warm and inviting spaces with our exquisite concrete wall lights, designed to delight your senses.



Wall Mount

Maia, Electra



Concrete

BRIGHTON

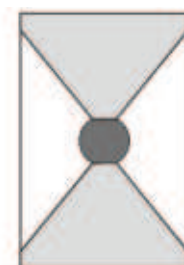
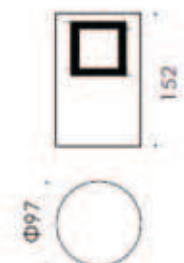
67-68

Wall Mount



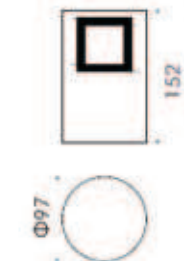
Maia D

220-240V 50/60Hz LED 6W
 $\Phi 97 \times 152 \text{mm}$
 CRI>80 3000K 321 lm
 Material:Concrete/Aluminium

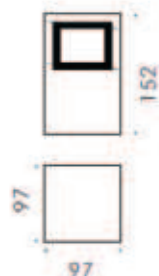


Maia U&D

220-240V 50/60Hz LED 12W
 $\Phi 97 \times 152 \text{mm}$
 CRI>80 3000K 540 lm
 Material:Concrete/Aluminium

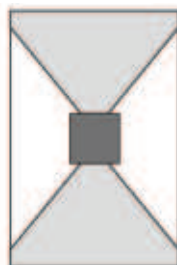


Wall Mount



Electra D

220-240V 50/60Hz LED 6W
97x97x152mm
CRI>80 3000K 322.4 lm
Material:Concrete/Aluminium



Electra U&D

220-240V 50/60Hz LED 12W
97x97x152mm
CRI>80 3000K 581.2 lm
Material:Concrete/Aluminium



Wall Mount

Hebe

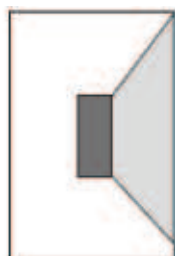


Concrete

BRIGHTON

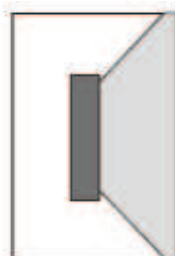
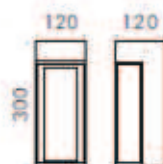
71 - 72

Wall Mount



Hebe I

220-240V 50/60Hz LED 5W
120x120x300mm
CRI>80 2700K 436lm
Material:Concrete/Stainless steel



Hebe II

220-240V 50/60Hz LED 2x5W
120x120x550mm
CRI>80 2700K 2x436lm
Material:Concrete/Stainless steel



Wall Mount Hebe

Meet our striking concrete garden light, Hebe, where a stainless-steel frame and concrete material come together in perfect harmony. Choose from two different covers to customise the lighting effect as you please for a diffused and soothing illumination.

Built to withstand the elements, this IP65-rated garden light is rain-proof, moisture-resistant, and dust-tight. Also, its IP68 waterproof connectors ensure secure and reliable electrical connections in wet environments.

Elevate your outdoor courtyard with our sleek and practical concrete light. Its modern design, customisable covers, and waterproof features make it the perfect choice for illuminating any outdoor area.



Flood Light

Hades

Meet our Hades concrete outdoor floodlight, designed to bring trees and walls to life with its versatile lighting capabilities. Built for outdoor use, this floodlight is constructed to withstand whatever weather comes its way.

With an IP65 waterproof rating, it's resistant to water and dust, ensuring reliable performance in even the toughest conditions. Plus, its IP68 waterproof connectors provide secure and dependable electrical connections that can withstand exposure to moisture and water.

Elevate your outdoor areas with our concrete floodlight, providing efficient and targeted lighting for highlighting trees and creating stunning wall wash effects. With its durable design, waterproof features, and versatile illumination options, you'll enjoy a well-lit and visually appealing outdoor setting.


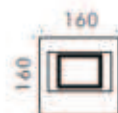


Flood Light

Hades



Flood Light



Hades

220-240V 50/60Hz LED 9.6W
160x160x160mm
CRI>80 3000K 922.15lm
Material:Concrete



Ceiling Surface Mount **Metis**

Meet Metis, our sleek and contemporary concrete ceiling surface mount light. Designed for outdoor use, it combines durability with modern design, making it perfect for illuminating outdoor spaces.

This versatile light features interchangeable lenses, allowing you to adjust the lighting angle and create the perfect ambiance. Additionally, the stainless-steel brushed shade adds a touch of elegance while providing protection from weather conditions.

With its IP65 waterproof rating, Metis is built to withstand water and dust, ensuring reliable performance in any outdoor condition. Durable and dependable, it is the perfect choice for any outdoor lighting needs.



Ceiling Surface Mount

Metis



Ceiling Surface Mount



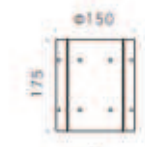
Metis R I

220-240V 50/60Hz LED 9W
 $\phi 102 \times 120 \text{ mm}$
 CRI > 80 3000K
 Material: Concrete/Aluminium/Stainless steel



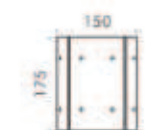
Metis R II

220-240V 50/60Hz LED 18W
 $\phi 150 \times 175 \text{ mm}$
 CRI > 80 3000K
 Material: Concrete/Aluminium/Stainless steel



Metis R III

220-240V 50/60Hz LED 26W
 $\phi 150 \times 175 \text{ mm}$
 CRI > 80 3000K
 Material: Concrete/Aluminium/Stainless steel

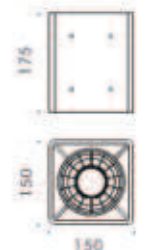


Ceiling Surface Mount



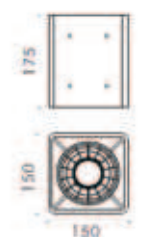
Metis S I

220-240V 50/60Hz LED 9W
102x102x120mm
CRI>80 3000K
Material: Concrete/Aluminium/Stainless steel



Metis S II

220-240V 50/60Hz LED 18W
150x150x175mm
CRI>80 3000K
Material: Concrete/Aluminium/Stainless steel



Metis S III

220-240V 50/60Hz LED 26W
150x150x175mm
CRI>80 3000K
Material: Concrete/Aluminium/Stainless steel
Colour:





BRIGHTON

⊗ www.brightonlighting.co.uk