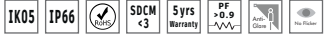
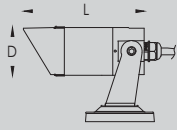


SPY

LED Spike Light



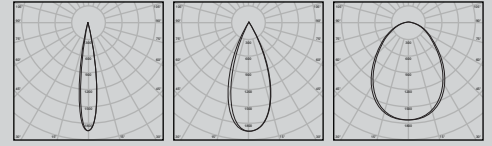
DALI | ON/OFF



Wattage Range : **10W - 25W**
 Lumen Range : **1000 - 2500lm**
 CCT : **2700K-4000K**
 CRI : **80/90**
 IP Rating : **IP66**
3 Step Macadam
 Material : **Die Cast Aluminium**
 Lifetime : **L70>50,000 hrs**
 Voltage : **DC24V | 220-240V AC**

Wattage	D	L
10W	64	138
15W	76	168
20W	90	185
25W	108	220

Optics : 15°, 24°, 38°, 45°, 60°



Application

The Spy Spike Light is a compact and versatile outdoor LED luminaire designed for accent and landscape lighting applications. Mounted on a ground spike, it allows easy positioning and precise aiming to highlight plants, trees, sculptures, façades, and architectural details with focused illumination.

Accessories

Spike



Hood



Base & Belt



Glare Control



Honey Comb

IP68 Connectors



T-Connector



I-Connector

BR-SY X R T X AL WX

10W-25W

Round

Surface | Spike

Custom Grey Black White

AL

Narrow Medium Wide

4000K 3000K 2700K

